


| | | |
|--------------------------|--|--------------------------|
| Colchester & District |  | Model Railway Club |
| Little Colne | | 09/2017 |

Description

Little Colne is a fictitious branch line terminus set in the north of Essex.

Both steam and early diesel motive power is to be seen. Stock is a mixture of ready to run or kit built, a great number being much modified Airfix wagons. Very little escapes detailing or modification of some kind.

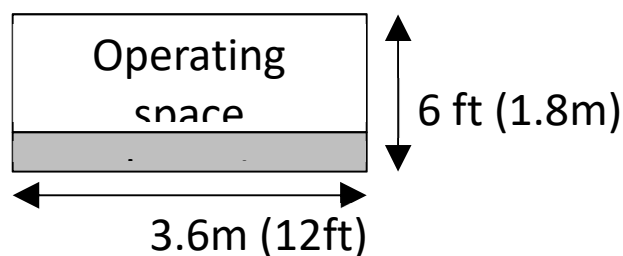
The railway buildings are scratch built and are typical of the Great Eastern railways. Other buildings were chosen to fit their use and space available, and are also scratch built. The landscape was made to look like north Essex where there *are hills* but also expansive views.


The plain track is Scaleway, the points are hand made using Markway components and operated using Tortoise motors. Electrical control is via a home constructed switchbox which mimics signal box operation. NCE controllers operate the layout on a DCC system.

A transverser fiddle yard holds the *off scene* storage of trains on five roads.


Track plan

Floor space requirements



| | | |
|----------------------------------|--|---------------------------|
| Colchester & District |  | Model Railway Club |
| | Little Colne | 09/2017 |

| | |
|--|---|
| Contact details | |
| Name of owner, Society or Club | Private but exhibited as C&D MRC |
| Contact Name | Peter Vestey |
| Contact details | vestey1321@gmail.com |
| Size | |
| Exact size of baseboard. - Maximum length (Diameter) | 2.3m (90in) |
| Exact size of baseboard. -Maximum width | 0.87m (34in) |
| Where is the fiddle yard from viewing side | At the right |
| Requirements | |
| Steel Barriers | If possible |
| Stock table | 1 2.5by 4ft |
| Chairs for operators | 2 |
| Power requirements | One mains socket, 0.5 A current draw maximum |
| Layout summary | |
| Prototype | Based on BR Eastern Region |
| Period | Late 1960's (Era 5) |
| Gauge | Standard Gauge |
| Scale | OO' Fine scale |
| Exhibition Information | |
| Number of operators | |
| For a 1 day show | 2 |
| For a 2 day show | 2 |
| Access | From the left or right |
| Transport | 1 day: 1 car |
| Overnight accommodation | Required if 2 day exhibition and over 70 miles from Colchester. |

| | | |
|--------------------------------------|--|-----------------------------------|
| Colchester & District |  | Model Railway Club |
| | Little Colne | 09/2017 |

Photos

